

## Application for Distance Learning, Campus Arrival Travel Pre-Screening, & Student Safety Plans Navigating Eagle's Nook – Juniata's Housing Portal

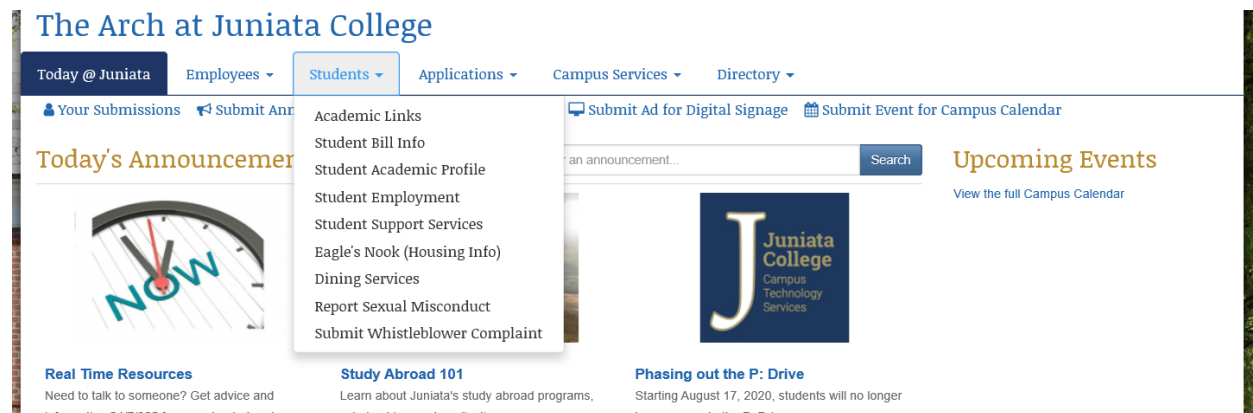
As we look to return to campus this fall, students will need to complete a few additional steps in Eagle's Nook.

1. Submit a Student Safety Plan
2. Submit a Campus Arrival Travel Pre-Screening
3. *\*Optional\** If you are unable to attend on campus in the fall due to personal health needs or visa status, complete an application to be a distance learner.

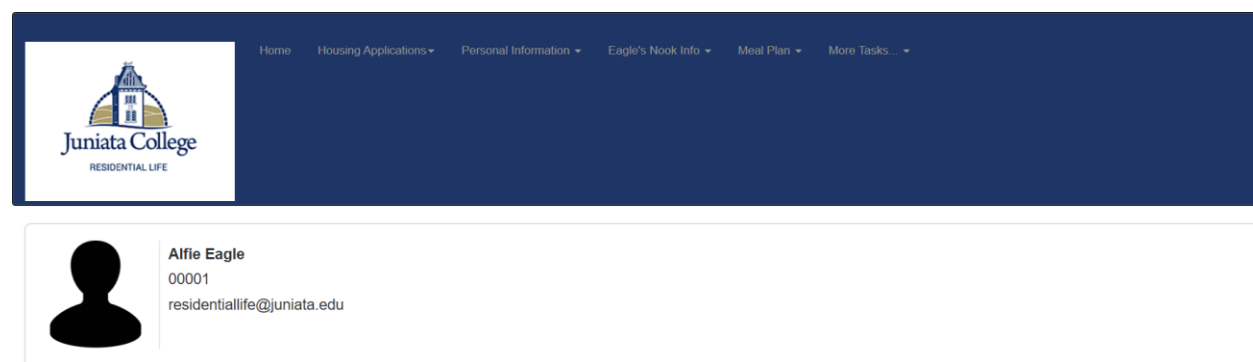
This guide will walk you through that process. If you have any questions, please do not hesitate to reach out to our office. We're available 8:00am-4pm, Monday-Friday to answer your questions.

### To complete these steps:

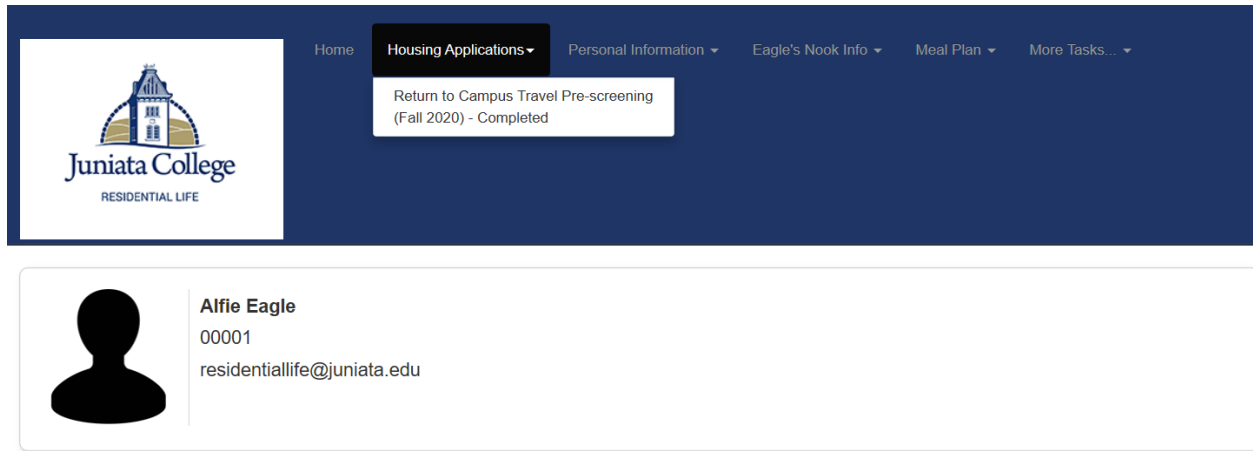
1. Go to [arch.juniata.edu](http://arch.juniata.edu).
2. Select "Eagle's Nook (Housing Info)" under the students tab.



3. If prompted, log into the system using your Juniata username and password.
4. You will be taken to your Eagle's Nook portal.



5. Go to the “Housing Applications” tab at the top of your screen and then select the Student Safety Plan (Fall 2020) application, the Campus Arrival Travel Pre-Screening, or the Distance Learning Application.



6. Complete the applications and submit. You're all done!