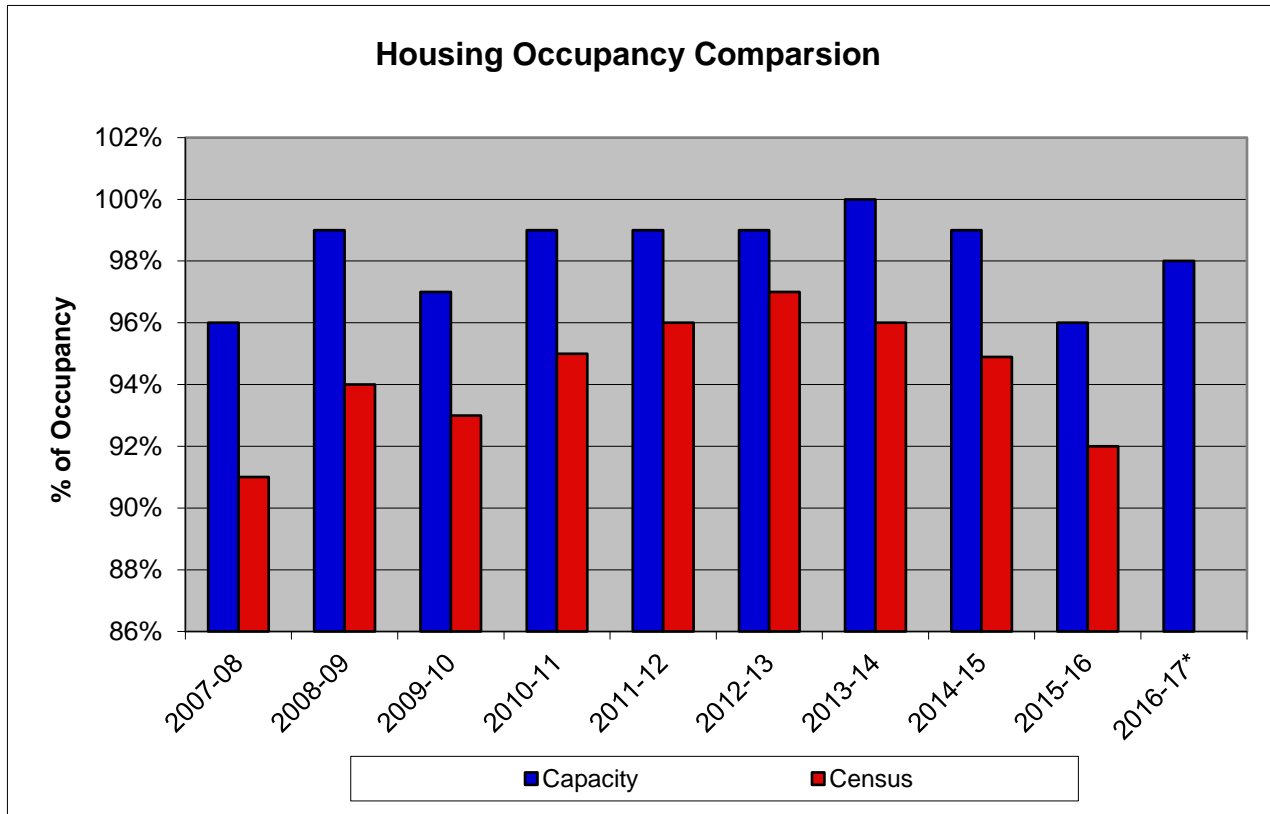


## Housing Occupancy Fall 2007 - Fall 2016

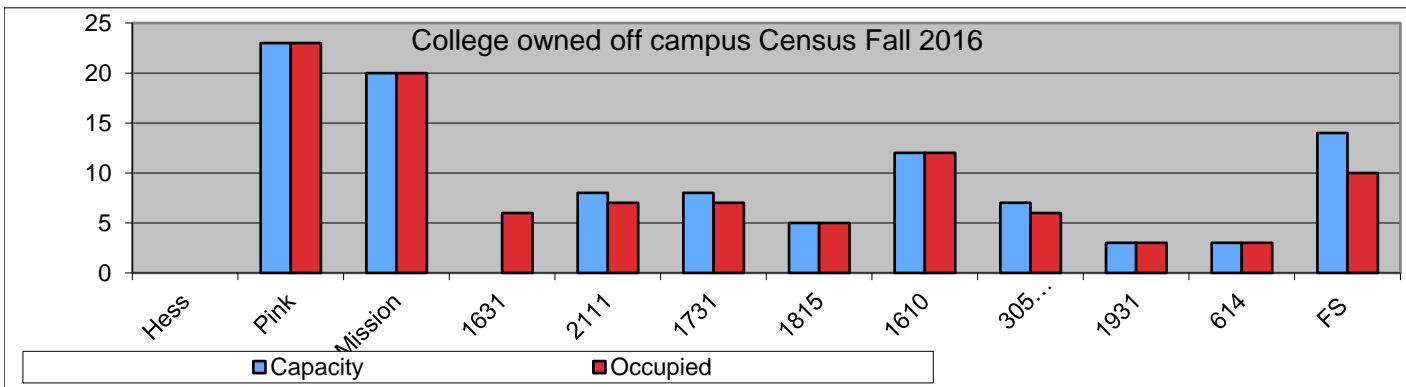
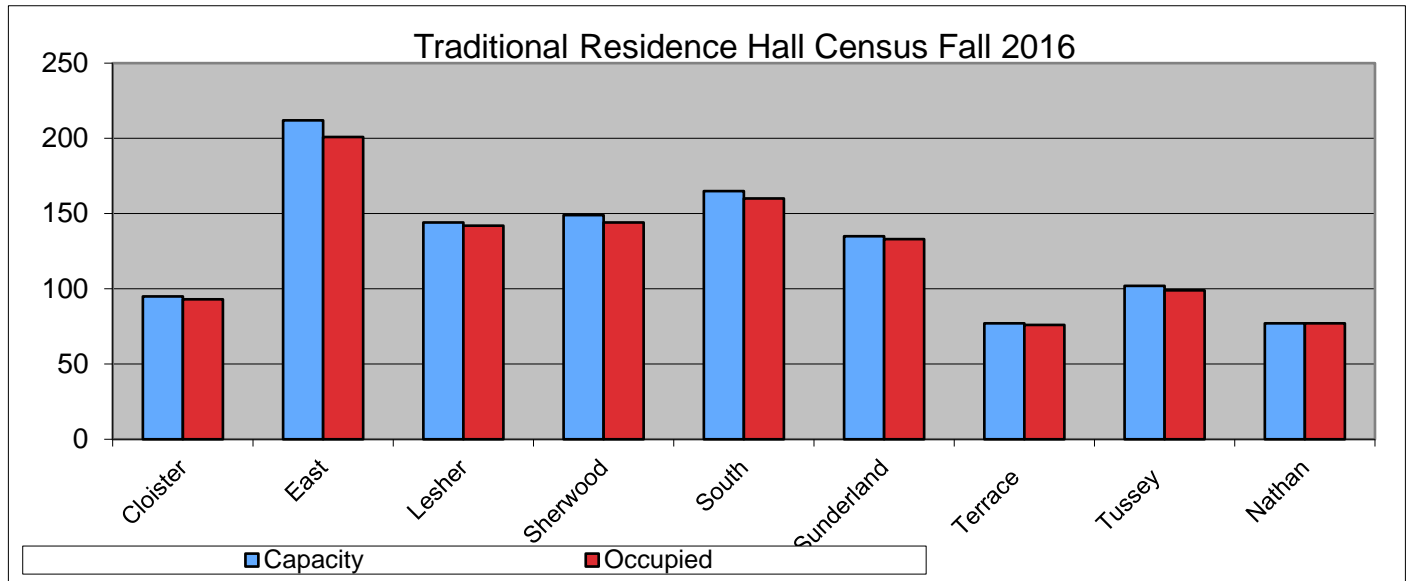
Residence Year	Fall			Spring		
	Capacity	Census	Fall Occupancy	Capacity	Census	Spring Occupancy
<b>2007-08</b>	1185	1133	<b>96%</b>	1177	1076	<b>91%</b>
<b>2008-09</b>	1208	1204	<b>99%</b>	1211	1142	<b>94%</b>
<b>2009-10</b>	1210	1169	<b>97%</b>	1209	1122	<b>93%</b>
<b>2010-11</b>	1217	1203	<b>99%</b>	1217	1157	<b>95%</b>
<b>2011-12</b>	1222	1205	<b>99%</b>	1222	1172	<b>96%</b>
<b>2012-13</b>	1225	1208	<b>99%</b>	1225	1184	<b>97%</b>
<b>2013-14</b>	1240	1242	<b>100%</b>	1240	1174	<b>96%</b>
<b>2014-15</b>	1274	1256	<b>99%</b>	1274	1209	<b>95%</b>
<b>2015-16</b>	1268	1219	<b>96%</b>	1268	1164	<b>92%</b>
<b>2016-17*</b>	1245	1217	<b>98%</b>			

2016-2017 with Field  
Station

1259      1227      **97%**



Residence Hall	Total Capacity	Total Beds		Male		Female		
		Occupied	Empty	Occupied	Empty	Occupied	Empty	
Cloister	95	93	2	37	2	56	0	98%
East	212	201	11	135	5	66	6	95%
Hess **	0							
Pink	23	23	0	12	0	11	0	100%
Mission	20	20	0	10	0	10	0	100%
1631	0	6	0	6	0	0	0	100%
2111	8	7	1	7	1	0	0	88%
1731	8	7	1	7	1	0	0	88%
1815	5	5	0	0	0	5	0	100%
1610	12	12	0	12	0	0	0	100%
305 College	7	6	1	6	1	0	0	86%
Leshner	144	142	2	0	0	142	2	99%
Sherwood*	149	144	6	65	1	79	5	97%
South	165	160	5	79	5	81	0	97%
Sunderland	135	133	2	81	1	52	1	99%
Terrace	77	76	1	16	0	60	1	99%
Tussey	102	99	3	39	2	60	1	97%
1931	3	3	0	0	0	3	0	100%
614	3	3	0	3	0	0	0	100%
Nathan	77	77	0	28	0	49	0	100%
<b>Totals</b>	<b>1245</b>	<b>1217</b>	<b>35</b>	<b>543</b>	<b>19</b>	<b>674</b>	<b>16</b>	
Field Station	14	10	4	4	2	6	2	71%



## Housing Capacity Fall 2016

Resident Hall	Total Capacity	Rooms Available	Actual Census			Empty Beds			International			First Year			
			Female	Male	Total	Female	Male	Total	Female	Male	Total	Female	Male	Total	%first year
Cloister	95	55	56	37	93	0	2	2	7	10	17	0	0	0	
East	212	106	66	135	201	6	5	11	7	2	9	5	51	56	28%
Hess **	0	0													
Pink	23	8	11	12	23	0	0	0	2	1	3	1	0	1	
Mission	20	4	10	10	20	0	0	0	1	2	3	0	0	0	
1631***	0	0	0	6	6	0	0	0	0	4	4	0	0	0	
2111	8	3	0	7	7	0	1	1	0	0	0	0	0	0	
1731	8	3	0	7	7	0	1	1	0	0	0	0	0	0	
1815	5	2	5	0	5	0	0	0	0	0	0	0	0	0	
1610	12	3	0	12	12	0	0	0	0	0	0	0	0	0	
305 College	7	3	0	6	6	0	1	1	0	0	0	0	1	1	
Leshner	144	69	142	0	142	2	0	2	17	0	17	40	0	40	28%
Sherwood*	149	76	79	65	144	5	1	6	7	8	15	75	56	131	91%
South	165	81	81	79	160	0	5	5	8	11	19	1	0	1	
Sunderland	135	63	52	81	133	1	1	2	2	4	6	47	67	114	86%
Terrace	77	40	60	16	76	1	0	1	8	1	9	31	6	37	49%
Tussey	102	52	60	39	99	1	2	3	25	15	40	18	10	28	28%
1931	3	2	3	0	3	0	0	0	2	0	2	0	0	0	
614	3	2	0	3	3	0	0	0	0	0	0	0	0	0	
Nathan	77	77	49	28	77	0	0	0	5	8	13	1	0	1	
<b>Totals</b>	<b>1245</b>	<b>570</b>	<b>674</b>	<b>543</b>	<b>1217</b>	<b>16</b>	<b>19</b>	<b>35</b>	<b>91</b>	<b>66</b>	<b>157</b>	<b>219</b>	<b>191</b>	<b>410</b>	<b>34%</b>
RFC	14	9	6	4	10	2	2	4	0	0	0	0	0	0	
<b>Total w RFC</b>	<b>1259</b>	<b>579</b>	<b>680</b>	<b>547</b>	<b>1227</b>	<b>18</b>	<b>21</b>	<b>39</b>	<b>91</b>	<b>66</b>	<b>157</b>	<b>219</b>	<b>191</b>	<b>410</b>	

Non-residents 152  
 commuters 135

\*\*\*1631 is temporary housing

Sherwood has one tripled room (double)